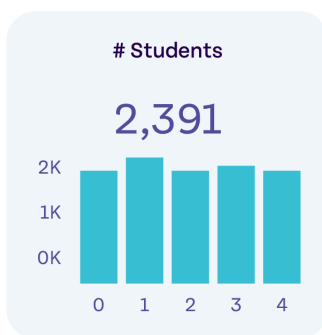


# Ignite Reading Data Report Guide

This document provides an overview of metrics shared in our **monthly data meetings** via our School and Student level data reports.

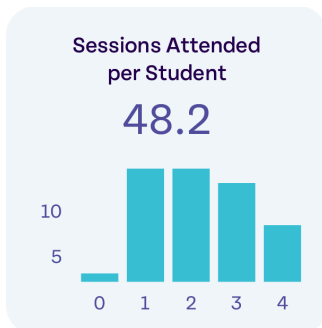
## External School Report Metric Definitions

---



### # Students

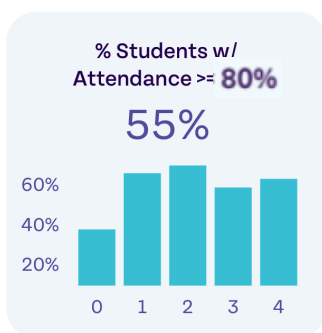
The total number of students who participated in at least one Ignite session within each Instructional Cycle..



### Sessions Attended per Student

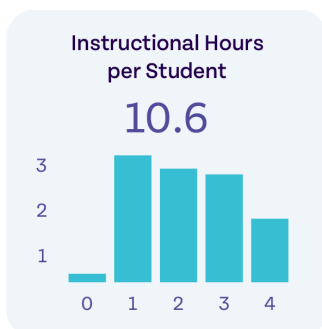
The average number of Ignite sessions attended by each student during each Instructional Cycle..

---



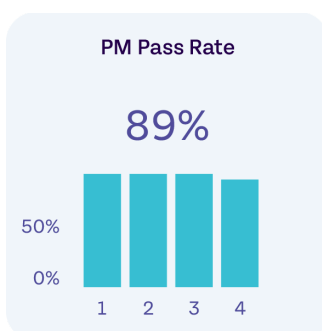
### % Students w/ Attendance >= 80%

The proportion of students who attended at least 80% of their scheduled Ignite sessions during the Instructional Cycle.



### Instructional Hours per Student

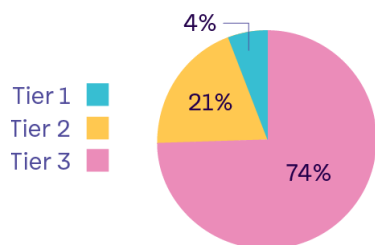
The average number of hours each student spent in tutoring sessions with Ignite instructors within the Instructional Cycle.



### PM Pass Rate/% Assessments Passed

The average percentage of protocol assessments each student successfully passed during the Instructional Cycle. Each protocol comprises one or two assessments necessary for progressing to the next level.

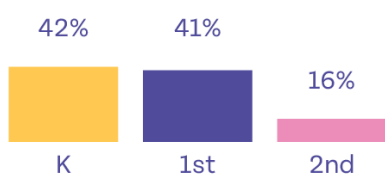
Students By Ignite Reading Tier



## Student Tier

Students are classified into Tiers 1 to 3 based on their needs: Tier 1 for structured literacy, Tier 2 for structured literacy with additional support, and Tier 3 for a differentiated reading approach. This classification is determined by the student’s reading level and PM Pass rate.

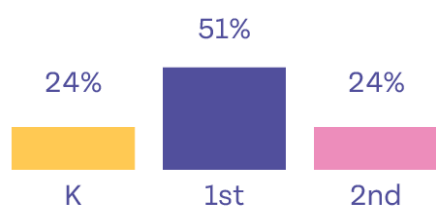
# Students By Baseline Reading Level



## Baseline Reading Level

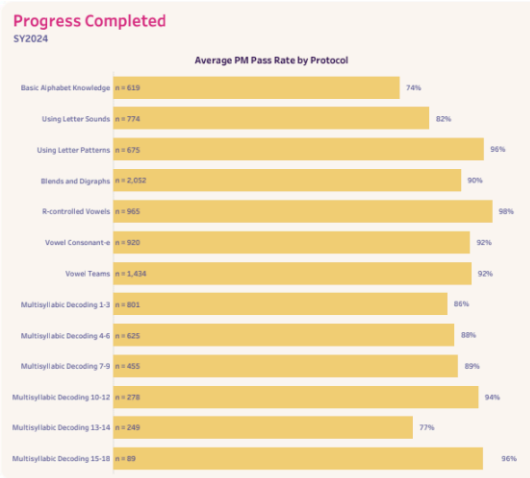
Initial reading level (ranging from Kindergarten to 2nd grade) of each student before joining the Ignite program, assessed through a baseline evaluation.

# Students By Current Reading Level



## Current Reading Level

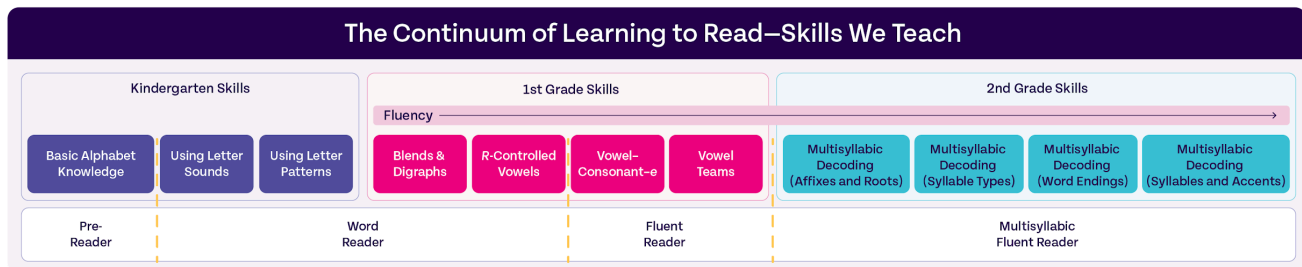
The present reading level (from Kindergarten to 2nd grade) of each student, determined based on their current protocol in the program.



## Average PM Pass Rate By Protocol

This chart shows the average rate students at each protocol are passing their progress monitoring assessment. The number inside the bar shows the number of students who completed an assessment for this protocol.

## Current Student Data Report



## Baseline

The present reading level (from Kindergarten to 2nd grade) of each student, determined based on their current protocol in the program.

## Multilingual Learner/IEP or 504

This shows the student designation based on the student roster.

---

## Current Protocol and Part

The unit that the student is currently receiving instruction on.

---

## Current Lesson Number

This column shows the last lesson the student completed as of report date.

---

## Current Student Ignite Reading Tier

The Tier that the student is in during the current Instructional Cycle.

---

## Protocol Growth

The number of protocols the student has grown since the beginning of their program.

---

## Attendance

This metric represents the percent of sessions a student attended during the Instructional Cycle.

---

## % of Assessments Passed

This metric represents the percentage of passed assessments taken during the Instructional Cycle. If a student did not take an assessment during the instructional cycle, this column will be blank.

---

## Assessment Accuracy Passing PMs

This metric represents the percentage of content on the progress monitoring assessment the student mastered during the instructional cycle.

---

## Students on Our Mind

This column indicates additional context we want to share that we have discovered about students through our support and data analysis.

Options	Definition/Rationale
<b>Making Steady Progression!</b>	Student progress is normal!
<b>Bright Spot</b>	This student is making amazing progress we want to celebrate!
<b>Attendance Concern</b>	The percentage of sessions a student is attending is below the recommendation.
<b>Stellar Attendance!</b>	Student had 80% or above attendance in the instructional cycle!
<b>Perfect Attendance!</b>	Student had 100% attendance in this cycle
<b>Limited Instructional Time</b>	Students arriving late and/or leaving session early .
<b>Technology Concern</b>	Students are experiencing bad wifi, computer issues, audio issues, etc.
<b>Progress Stalled</b>	Student did not pass a progress monitoring assessment
<b>Engagement Support Needed</b>	Student progress is impacted due to engagement concerns during their session

---

